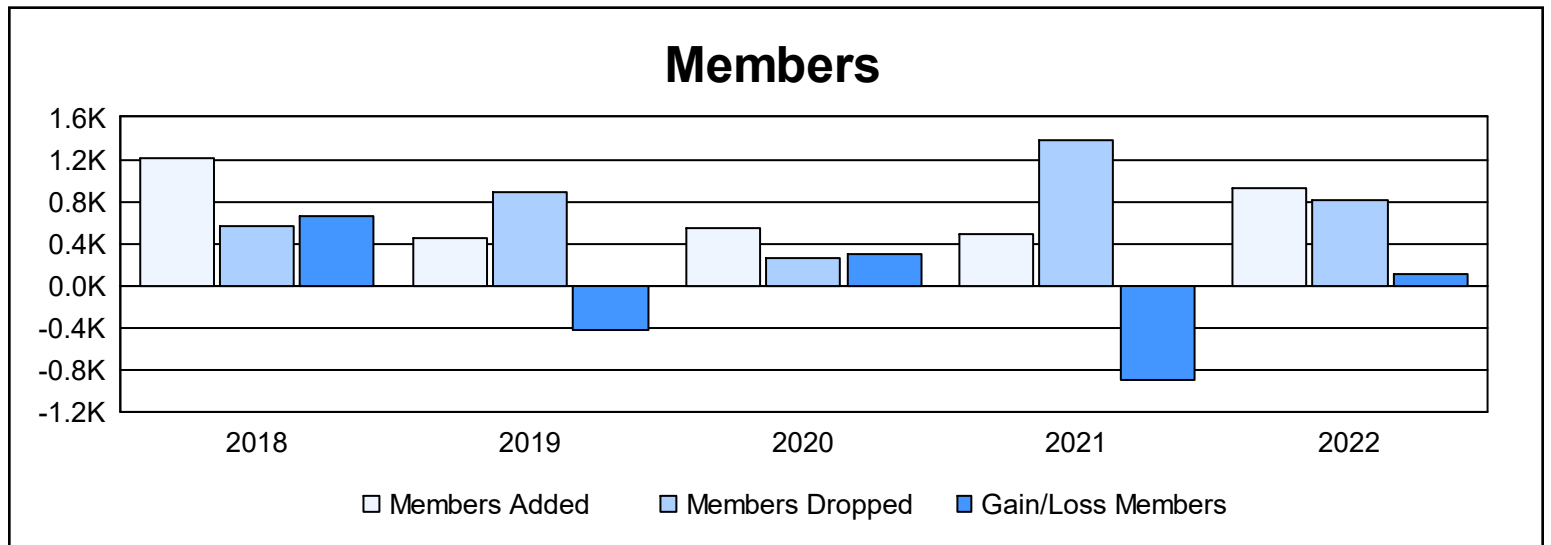
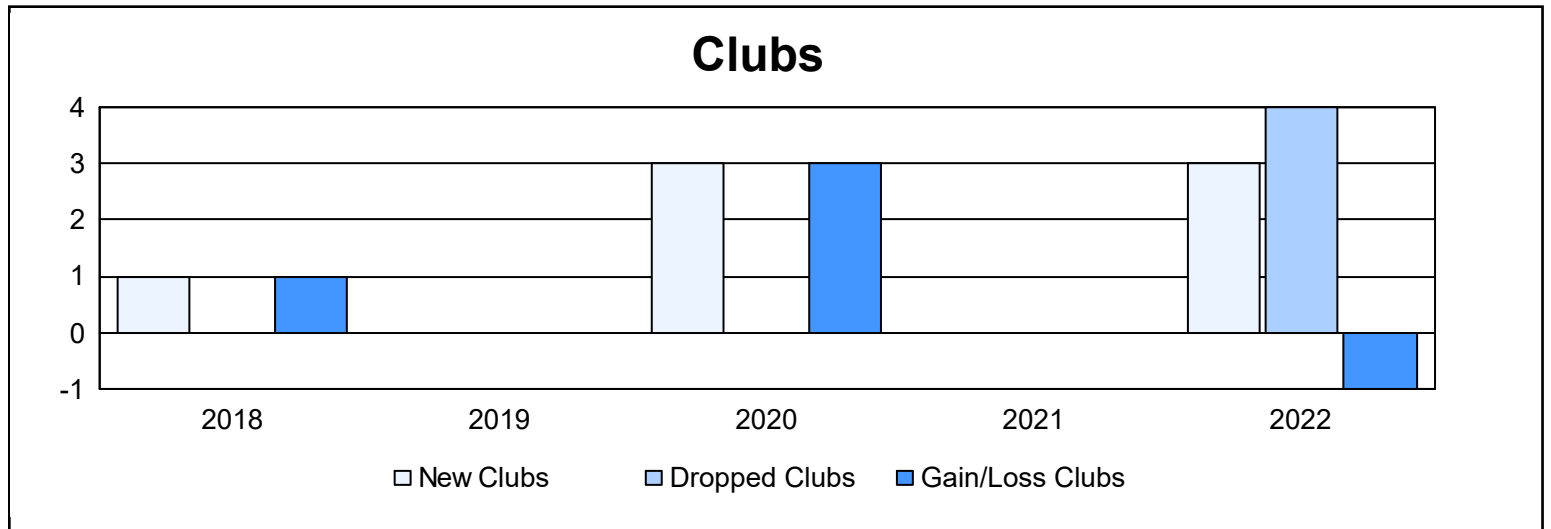
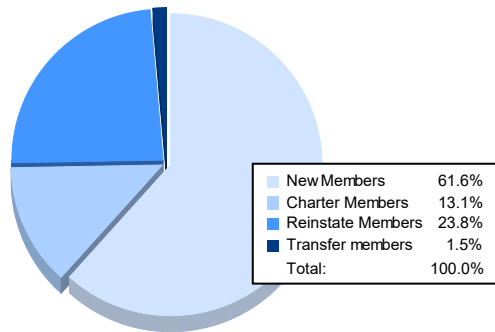


Year	New Clubs	Dropped Clubs	Gain/ Loss Clubs	New Members	Charter Members	Reinstate Members	Transfer Members	Total Member Added	Total Members Dropped	Gain/ Loss Members
2017-2018	1	0	1	1,131	65	8	11	1,215	556	659
2018-2019	0	0	0	431	6	16	6	459	878	-419
2019-2020	3	0	3	390	104	45	14	553	260	293
2020-2021	0	0	0	372	30	68	14	484	1,375	-891
2021-2022	3	4	-1	564	120	218	14	916	808	108
<b>Average</b>	<b>1</b>	<b>1</b>	<b>1</b>	<b>578</b>	<b>65</b>	<b>71</b>	<b>12</b>	<b>725</b>	<b>775</b>	<b>-50</b>



### Membership Composition June 2022 Cumulative



### Gender Composition June 2022 Cumulative

